

A red circle containing a white lowercase letter 'i'.

PRODUCT INFORMATION

SAD500

Sensor Adjustment Device

Optical Adjustment System for
Advanced Driver Assistance Systems (ADAS)





PRODUCT INFORMATION

Product Description


The AXIS series for axle alignment on commercial vehicles was extended by the SAD systems.

Using the SAD500, a check and adjustment of the driver assistance systems on commercial vehicles can be carried out.



Product features

- The SAD500 has been developed in order to be able to carry out a check and for the adjustment of an Adaptive Cruise Control sensor (ACC sensor) on commercial vehicles.
- It is an additional module that, in combination with the AXIS500, is used to measure the ACC sensor and for aligning the calibration panel for multifunction cameras of Advanced Driver Assistance Systems (ADAS).
- Quick and reliable checks and adjustment of the ACC sensor on different types of vehicles (with the respective accessories required) in the „drive position“.



Application features

The SAD500 can be used for different ACC sensors.

Depending on the type of sensor, an adapter mirror may be necessary for recording the measurement value (refer to last page optional accessories).

For different ACC sensors



Type: WABCO



Type: TRW


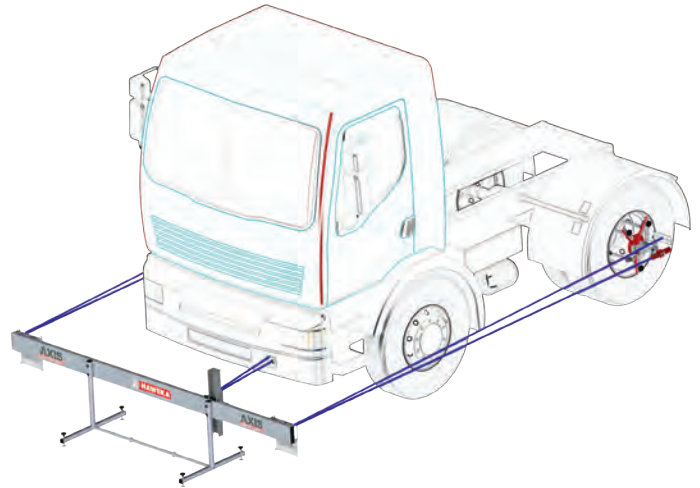



Type: TRW/Knorr

i **PRODUCT INFORMATION**

Measuring Crosshead in front of the Vehicle

The measuring crosshead is aligned horizontally at an exact distance in front of the vehicle.



Measuring crosshead and deflection mirror incl. laser guide carriage with scale.




Measurement record / overviews

The measurement values of the ACC sensor determined are entered in the measurement sheet for documentation.

Measurement Range and Accuracy

Scale division in the measuring field is +/- 2°
The ACC sensor on the vehicle can be set with an accuracy of up to 10'.

Insert your company name / logo	
Address	
ZIP and town	
Telephone	
Manufacturer:	Model:
Chassis number:	Drive axle / miles:
Chassis plate no.:	Type pressure: front: (L) ... (R) ... (S) ...
Vehicle number:	back: (L) ... (R) ... (S) ...
Measurement report (Laser) ACC	
	
Drawing the ACC data of the radar sensors with reference mirror:	
steering direction of the laser axis:	vertical position of the laser axis:
Axis (B) Offset AZDP:	Elevation Offset EL GP:
Notes:	
Mechanic:	Date:

i **PRODUCT INFORMATION**


Scope of Delivery SAD500

Measuring crosshead incl. mirror, laser with scale, scales with clamping jaws for laser measuring heads, laser guide carriage, device storage case.

Part no. 922 000 013



Optional Accessories



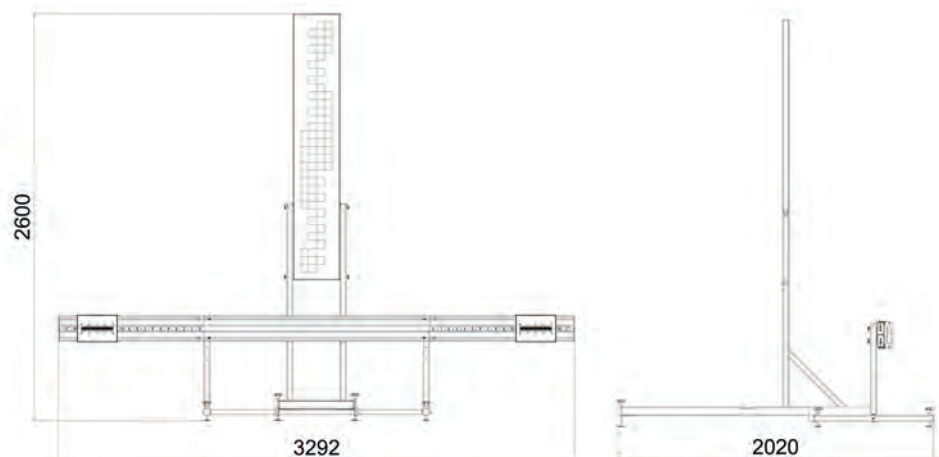
Calibration reflector
Part no. 922 001 020



Calibration reflector Volvo Euro 6
Part no. 913 052 196



WABCO adapter mirror
Part no. 922 001 011



Sketch with dimensions (reflector and traverse)